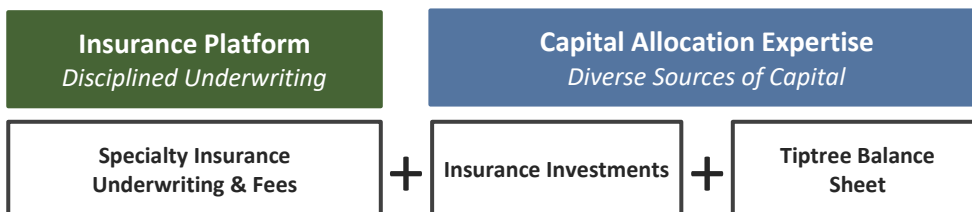


OUR STRATEGY

Tiptree is a holding company that allocates capital across a broad spectrum of businesses, assets and other investments. Our principal operating subsidiary and primary source of earnings, Tiptree Insurance, is a leading provider of specialty insurance, warranty products and related administration services. We also generate earnings from a diverse group of select investments that we refer to as Tiptree Capital.

We evaluate our performance primarily by the comparison of our shareholders' long-term total return on capital, as measured by Operating EBITDA and growth in book value per share plus dividends.



Key statistics

(as of 6/30/20 unless otherwise noted)

Ticker: NASDAQ	TIPT
Company Founded	2007
Publicly Listed	2013
Closing Price (8/3/20)	\$5.14
Book Value per share ¹	\$9.97
Dividends per share	\$0.16/annum
Book Equity (ex. NCI) ¹	\$336 million
Book Enterprise Value ²	\$616 million
Shares Outstanding	33,676,183
Q2 LTM Operating EBITDA ¹	\$76.3 million

OUR BUSINESS

Specialty Insurance:

- Underwriter and administrator of specialty insurance and related consumer products
- Consistent profitability – focus on small premium-per-risk underwriting opportunities. Products we offer tend to have limited aggregation risk, and thus, limited exposure to catastrophic and residual risk
- Broad service delivery expertise – provide multiple products and services to distribution partners, leveraging their brand and customer base
- Blend of underwriting and fee-based revenues – value-add services provided to clients generate diversified and recurring fee-based earnings
- Proprietary technology – delivers low cost, automated services to clients, while allowing for scalable growth opportunities

Our approach to capital allocation across diverse sources of capital:

- Diversified strategy – allocation of capital across broad sectors, geographies, businesses and asset types, including fixed income, equity investments, and control acquisitions
- Patient capital partner – long-term perspective provides flexibility to focus on strategy and profitability through multiple market cycles
- Value oriented – focus on investment opportunities that provide sustainable cash flow and upside potential
- Experienced management – senior leadership with experience across multiple industry sectors

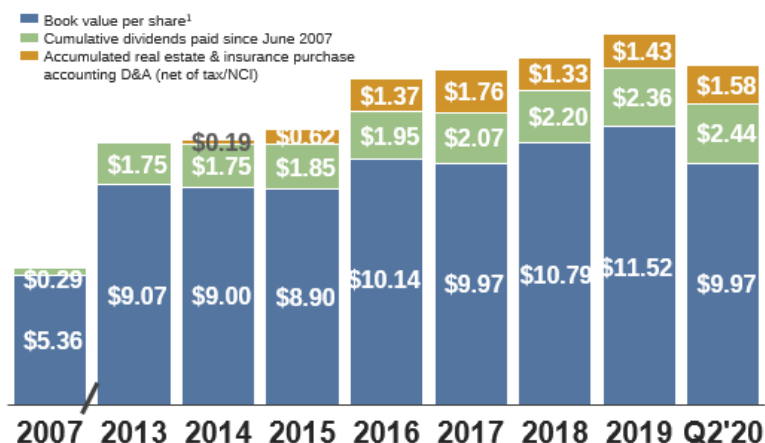
¹Non-GAAP – Should not be considered an alternative to GAAP. Management's rationale for use and a reconciliation to the nearest GAAP equivalent can be found in our Form 10-Q for the period ending June 30, 2020 under "Management's Discussion and Analysis of Financial Condition and Results of Operations".

²Book Enterprise Value = Total Stockholders Equity plus Secured Corporate Credit Agreements and preferred trust securities, less cash (net of cash at regulated insurance subsidiaries)

OUR PERFORMANCE

We look to enhance shareholder value by generating consistent growth and profitability as measured by Operating EBITDA and growth in book value per share plus dividends. Investors in the initial 2007 capital raise have experienced a compounded annual growth rate of 8.2%³ in book value per share plus dividends.

Book value per share¹ plus dividends paid



Operating EBITDA¹

(\$ in millions)



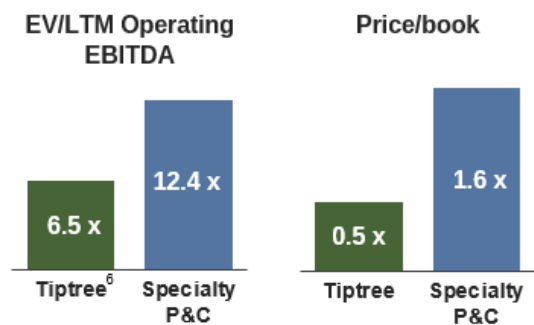
CLOSING THE VALUATION GAP

A management objective is to close the gap between our share price and book value per share. We are focused on continuing to grow earnings and Operating EBITDA, simplifying our corporate structure, and providing transparency into our strategy and financial performance. Since 2014, we have returned \$113 million to shareholders through stock buy-backs at discounts to BVPS and dividends.

Book vs. Market Value



Peer multiple comparisons⁵



Looking ahead

- Drive continued profitable growth in specialty insurance underwriting operations
- Maintain underwriting standards while actively seeking acquisition opportunities
- Expect growth and improvements in long-term, investment returns
- Broaden investor awareness of Tiptree

Management

Michael Barnes	Executive Chairman
Jonathan Ilany	Chief Executive Officer
Sandra Bell	Chief Financial Officer
Neil Rifkind	General Counsel
Julia Wyatt	Chief Operating Officer
Randy Maultsby	Managing Director

Investor Relations Contact

Scott McKinney
 299 Park Avenue, 13th Floor | New York, NY 10171
 212.446.1400 | ir@tiptreeinc.com

³ Total annualized return from Jun. 12, 2007 to June 30, 2020 to original investors of Tiptree Financial Partners, L.P. defined as total dividends per share plus book value per share as of June 30, 2020.

⁴ Accumulated intangible amortization from Insurance company, net of tax.

⁵ Source: S&P Capital - SNL. Peers include AIZ, CNFR, GBLI, HALL, KNSL, MKL, WRB, and Y.

⁶ Market Enterprise Value = June 30, 2020 closing price multiplied by total common shares outstanding, plus Total Corporate Debt, less cash (net of cash at regulated insurance subsidiaries).

The information in this document may include forward-looking statements. All statements, other than statements of historical facts, which address activities, events or developments that the Company expects or anticipates will or may occur in the future, are forward-looking statements. These statements are subject to risks and uncertainties, which could cause actual results and developments to differ materially from these statements. A complete discussion of these risks and uncertainties is contained in the Company's reports and documents filed from time to time with the SEC. Certain market data has been obtained from third party sources we believe to be reliable but has not been independently verified by us.